

S 3000 EVOLO

for childcare facilities

The S 3000 Evolo series offers:

- Increased anti-burglary protection thanks to extremely warp resistant doors
- Sturdy steel construction with high-quality enamel coating
- All compartments are easy to reach for children, making them ideal for use in schools and childcare facilities
- Available in 2 designs with full-length doors and 2 doors on top of one another (double tier)
- Either feet or base as sub-frame
- Doors hinged right, borne on hinge pins, with easy-to-clean hole pattern and embossed label holder for optional integration of numbering
- Convenient doorstop silencers for pleasant closing behavior



Order no. 480103-20 (with feet)



Sub-frame with feet



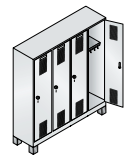
Sub-frame with base



Steel fronts

Lockers with full-length doors

on **feet** 150 mm high, depth 300 mm.
Clear opening dimensions per door:
1105 x 230 x 265 mm (H x W x D)



1. Dimensions and door material



	610	900	1190
Width	610	900	1190
Height	1350	1350	1350
Compartments	2 x 300	3 x 300	4 x 300
CSC	4	5	6
Order no.	480103-20	480103-30	480103-40
Price			

Lockers with full-length doors

on **base** 100 mm high, depth 300 mm.
Clear opening dimensions per door:
1105 x 230 x 265 mm (H x W x D)



1. Dimensions and door material



	610	900	1190
Width	610	900	1190
Height	1300	1300	1300
Compartments	2 x 300	3 x 300	4 x 300
CSC	4	5	6
Order no.	480203-20	480203-30	480203-40
Price			

2. Body and door color



Please select (see end of catalog for color overview) 487



Order no. 483203-30 (with base)

- Interior is easy to clean because compartment shelves can be swept out smoothly
- Compartments with sturdy wardrobe rail made of oval profile and 3 twist-proof sliding hooks with system holder, e.g. for coat hangers or movable partitions
- Also 1 storage shelf per compartment in models with full-length doors
- Ergonomic safety turning bolt latch for padlock with door protection as practical basic fittings
- **Locker feet (e.g. in model 480103) made of plastic = improved corrosion protection!**
- Feet in light gray with body color RAL 7035, in black with all other body colors

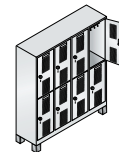
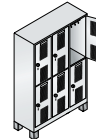
+ **Door opening limiter 90°**
Price per door



Design	90°
+ Order no.	+ 8505-02
+ Addtl. charge	

Lockers with 2 tiers

on **feet** 150 mm high, depth 300 mm.
Clear opening dimensions per door:
536 x 230 x 265 mm (H x W x D)



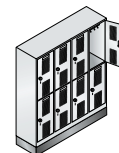
1. Dimensions and door material



Width	610	900	1190
Height	1350	1350	1350
Compartments	2 x 300	3 x 300	4 x 300
CSC	4	5	6
Order no.	483103-20	483103-30	483103-40
Price			

Lockers with 2 tiers

on **base** 100 mm high, depth 300 mm.
Clear opening dimensions per door:
536 x 230 x 265 mm (H x W x D)



1. Dimensions and door material



Width	610	900	1190
Height	1300	1300	1300
Compartments	2 x 300	3 x 300	4 x 300
CSC	4	5	6
Order no.	483203-20	483203-30	483203-40
Price			

+ Accessories

Additional fittings, locks 81 - 85

S 3000 EVOLO

for elementary schools

The S 3000 Evolo series offers:

- Increased anti-burglary protection thanks to extremely warp resistant doors
- Sturdy steel construction with high-quality enamel coating
- All compartments are easy to reach for children, making them ideal for use in schools and childcare facilities
- Available in 2 designs with full-length doors and 2 doors on top of one another (double tier)
- Either feet or base as sub-frame
- Doors hinged right, borne on hinge pins, with easy-to-clean hole pattern and embossed label holder for optional integration of numbering
- Convenient doorstop silencers for pleasant closing behavior



Sub-frame with feet



Sub-frame with base

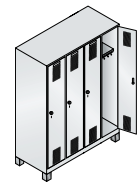


Steel fronts



Lockers with full-length doors

on **feet** 150 mm high, depth 500 mm.
Clear opening dimensions per door:
1405 x 230 x 465 mm (H x W x D)



1. Dimensions and door material

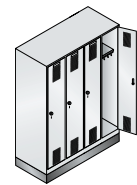


Steel doors

	610	900	1190
Width	610	900	1190
Height	1650	1650	1650
Compartments	2 x 300	3 x 300	4 x 300
CSC	4	5	6
Order no.	480106-20	480106-30	480106-40
Price			

Lockers with full-length doors

on **base** 100 mm high, depth 500 mm.
Clear opening dimensions per door:
1405 x 230 x 465 mm (H x W x D)



1. Dimensions and door material



Steel doors

	610	900	1190
Width	610	900	1190
Height	1600	1600	1600
Compartments	2 x 300	3 x 300	4 x 300
CSC	4	5	6
Order no.	480206-20	480206-30	480206-40
Price			

2. Body and door color



Please select (see end of catalog for color overview) 487



- Interior is easy to clean because compartment shelves can be swept out smoothly
- Compartments with sturdy wardrobe rail made of oval profile and 3 twist-proof sliding hooks with system holder, e.g. for coat hangers or movable partitions
- Also 1 storage shelf per compartment in models with full-length doors
- Ergonomic safety turning bolt latch for padlock with door protection as practical basic fittings
- **Locker feet (e.g. in model 480106) made of plastic = improved corrosion protection!**
- Feet in light gray with body color RAL 7035, in black with all other body colors

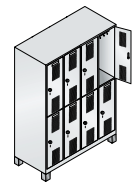
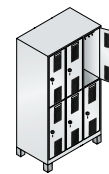
+ **Door opening limiter 90°**
Price per door



Design	90°
+ Order no.	+ 8505-02
+ Addtl. charge	

Lockers with 2 tiers

on **feet** 150 mm high, depth 500 mm.
Clear opening dimensions per door:
686 x 230 x 465 mm (H x W x D)



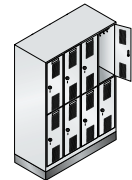
1. Dimensions and door material



Width	610	900	1190
Height	1650	1650	1650
Compartments	2 x 300	3 x 300	4 x 300
CSC	4	5	6
Order no.	483106-20	483106-30	483106-40
Price			

Lockers with 2 tiers

on **base** 100 mm high, depth 500 mm.
Clear opening dimensions per door:
686 x 230 x 465 mm (H x W x D)



1. Dimensions and door material



Width	610	900	1190
Height	1600	1600	1600
Compartments	2 x 300	3 x 300	4 x 300
CSC	4	5	6
Order no.	483206-20	483206-30	483206-40
Price			

+ Accessories

Additional fittings, locks 81 - 85